

Student Satisfaction Survey (SSS) 2021-22

Government Degree College Bijbehara.

Teaching – Learning and Evaluation

Following are questions for online student satisfaction survey regarding teaching learning process.

1. How much of the syllabus was covered in the class?

4 – 85 to 100%

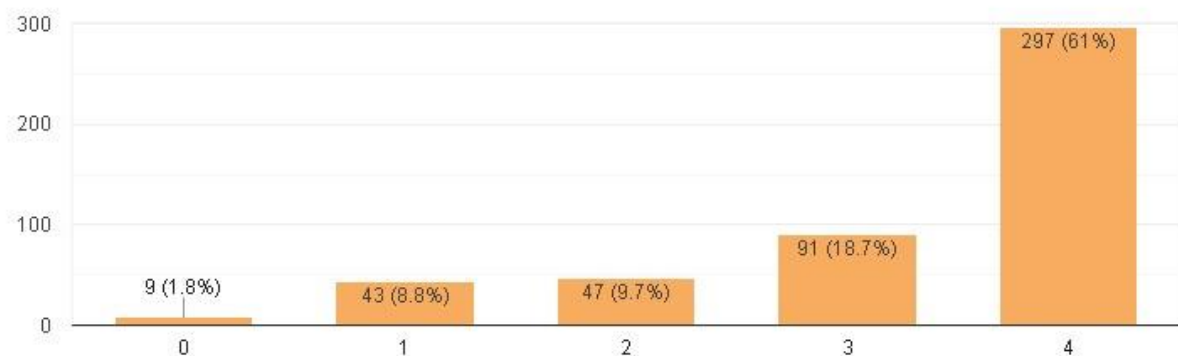
3 – 70 to 84%

2 – 55 to 69%

1– 30 to 54%

0 –Below 30%

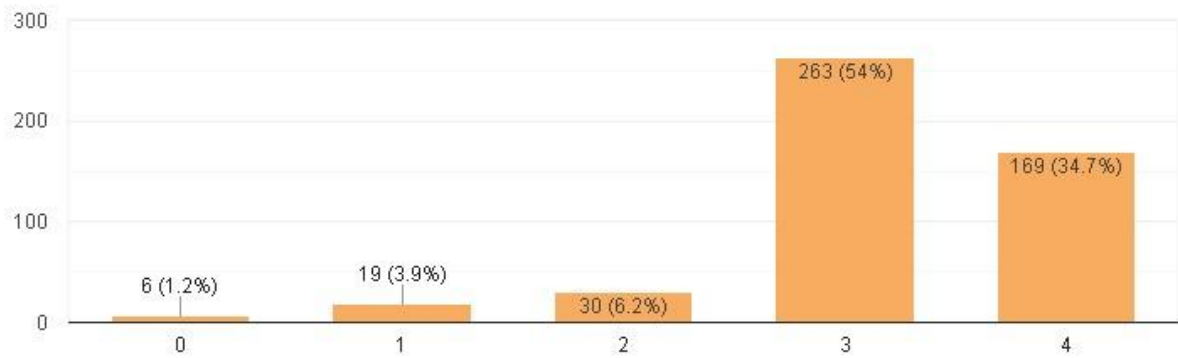
487 responses



2. How well did the teachers prepare for the classes?

- 4 – Thoroughly
- 3 – Satisfactorily
- 2 – Poorly
- 1 – Indifferently
- 0 – Won't teach at all

487 responses



3. How well were the teachers able to communicate?

4 – Always effective

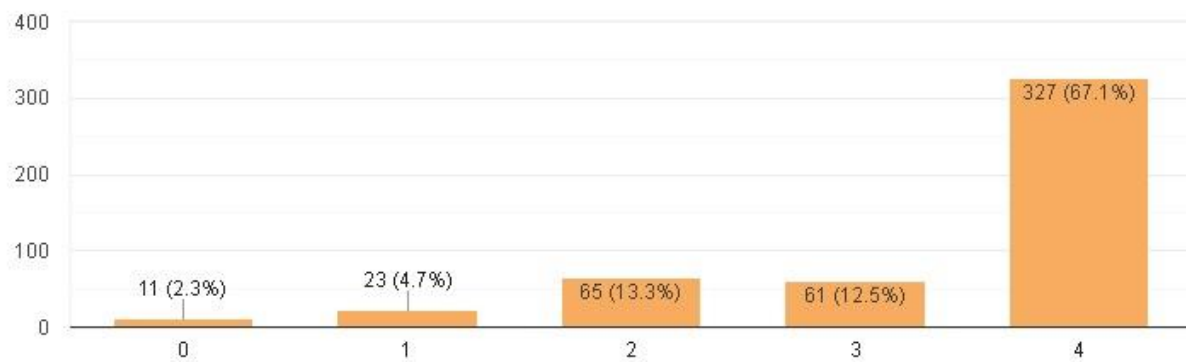
3 – Sometimes effective

2 – Just satisfactorily

1 – Generally ineffective

0 – Very poor communication

487 responses



4. The teacher's approach to teaching can best be described as

4- Excellent

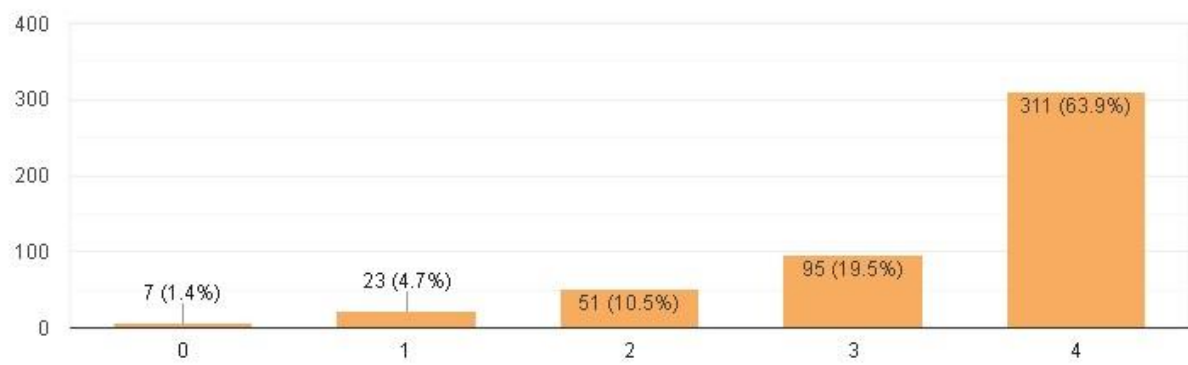
3 - Very good

2 - Good

1 - Fair

0- Poor

487 responses



5. Fairness of the internal evaluation process by the teachers.

4 - Always fair

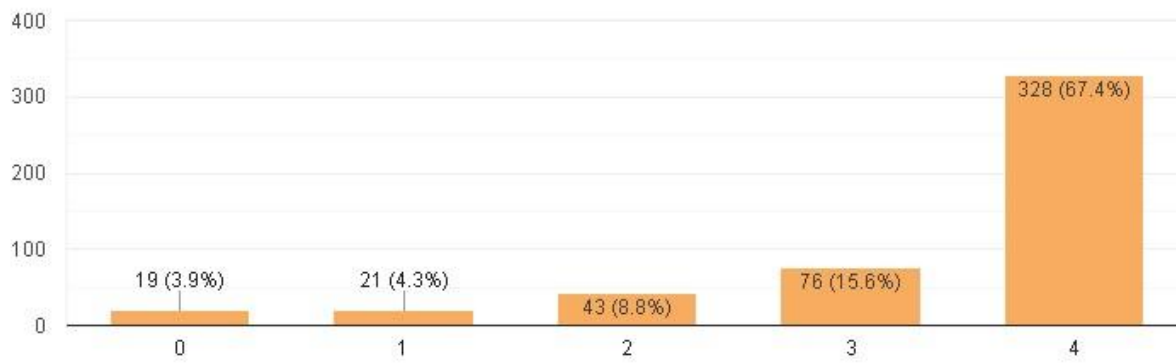
3 - Usually fair

2 - Sometimes unfair

1 - Usually unfair

0 - Unfair

487 responses



6. Was your performance in assignments discussed with you?

4 - Every time

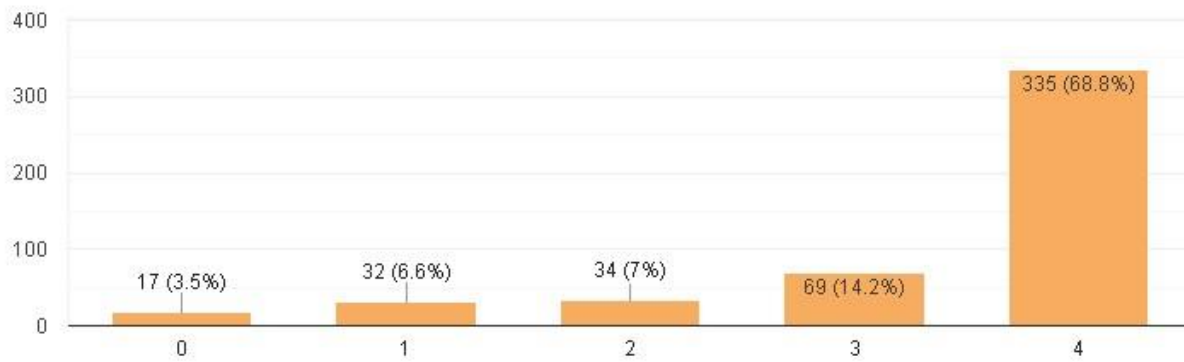
3 - Usually

2 - Occasionally/Sometimes

1 - Rarely

0 - Never

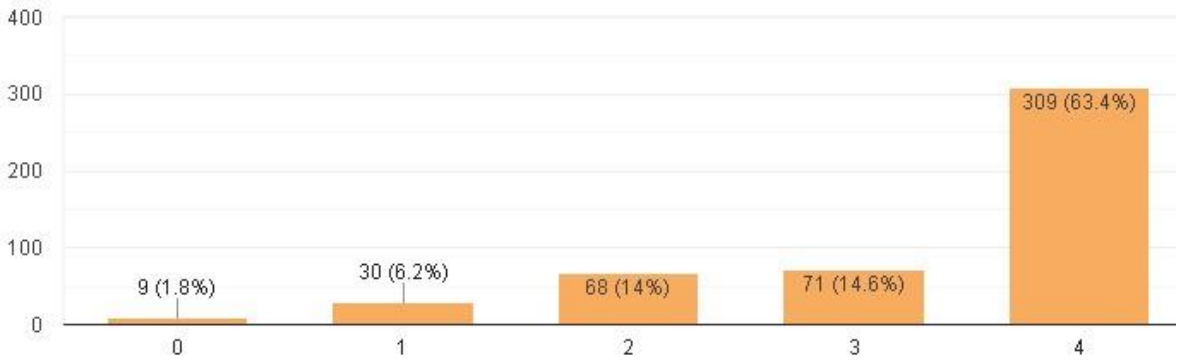
487 responses



7. The institute takes active interest in promoting internship, student exchange, field visit opportunities for students.

- 4 – Regularly
- 3 – Often
- 2 – Sometimes
- 1 – Rarely
- 0 – Never

487 responses



8. The teaching and mentoring process in your institution facilitates you in cognitive, social and emotional growth.

4 – Significantly

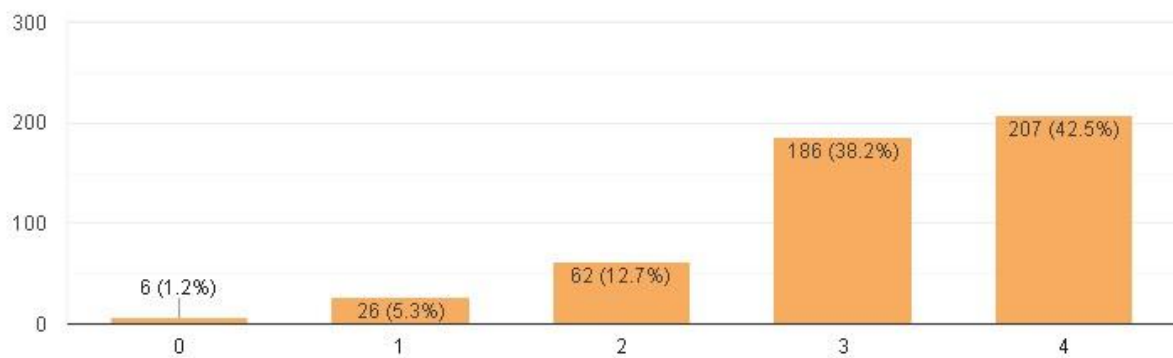
3 – Very well

2 – Moderately

1 – Marginally

0 – Not at all

487 responses



9. The institution provides multiple opportunities to learn and grow.

4 - Strongly agree

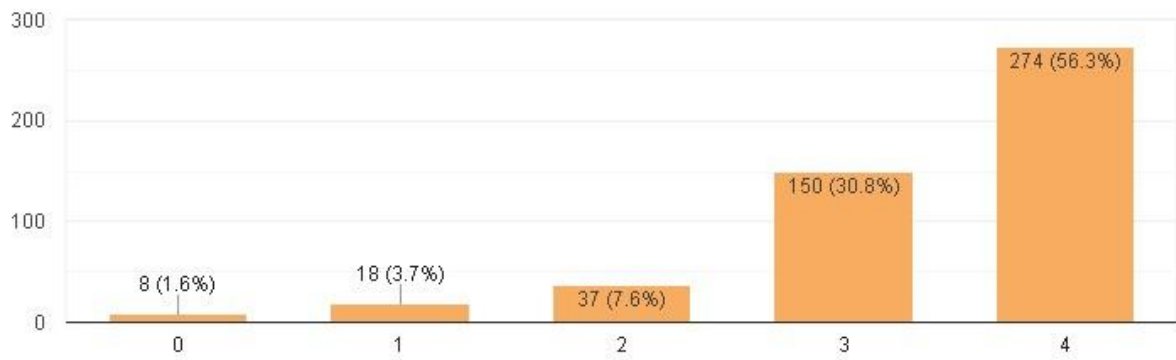
3 - Agree

2 - Neutral

1 - Disagree

0 - Strongly disagree

487 responses



10. Teachers inform you about your expected competencies, course outcomes and programme outcomes.

4 - Every time

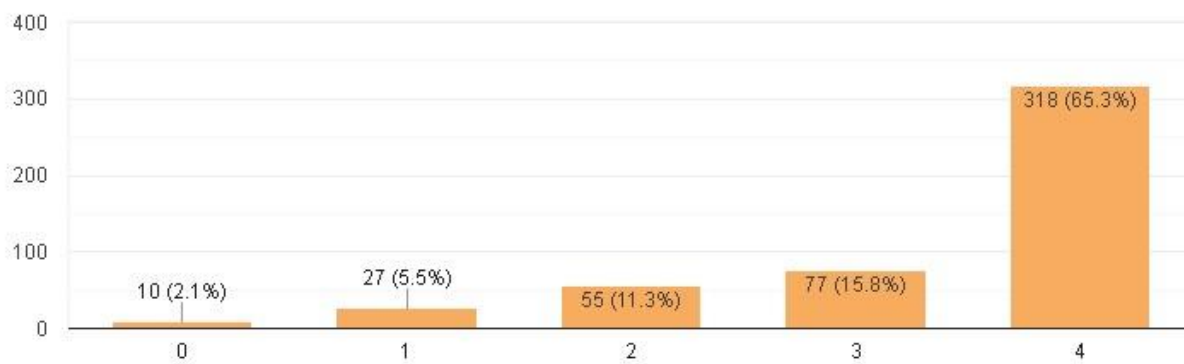
3 - Usually

2 - Occasionally/Sometimes

1 - Rarely

0 - Never

487 responses



11. Your mentor does a necessary follow-up with an assigned task to you.

4 - Every time

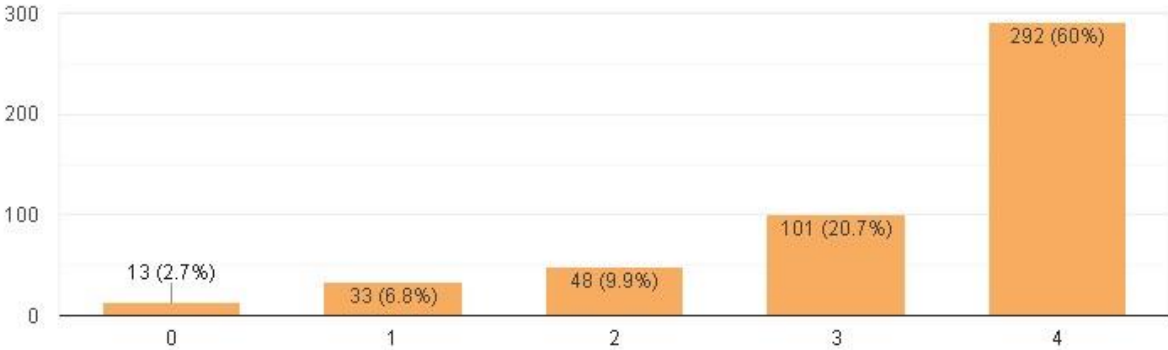
3 - Usually

2 - Occasionally/Sometimes

1 - Rarely

0 - I don't have a mentor

487 responses



12. The teachers illustrate the concepts through examples and applications.

4 - Every time

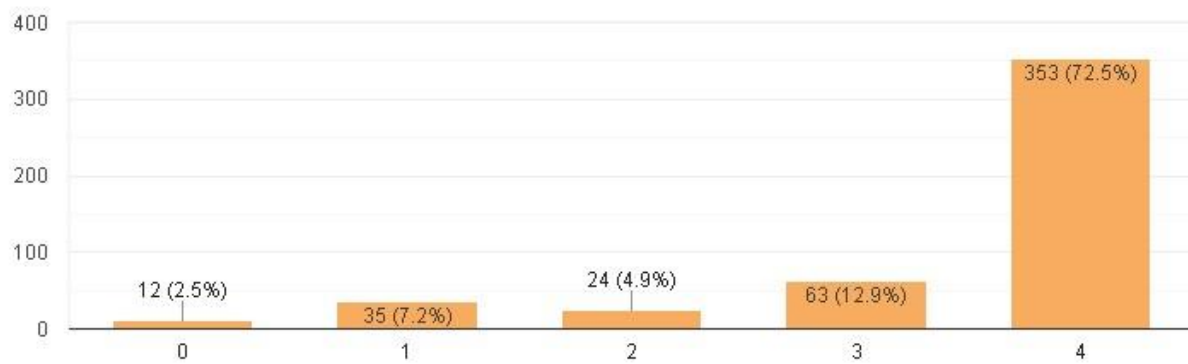
3 - Usually

2 - Occasionally/Sometimes

1 - Rarely

0 - Never

487 responses



13. The teachers identify your strengths and encourage you with providing right level of challenges.

4 - Fully

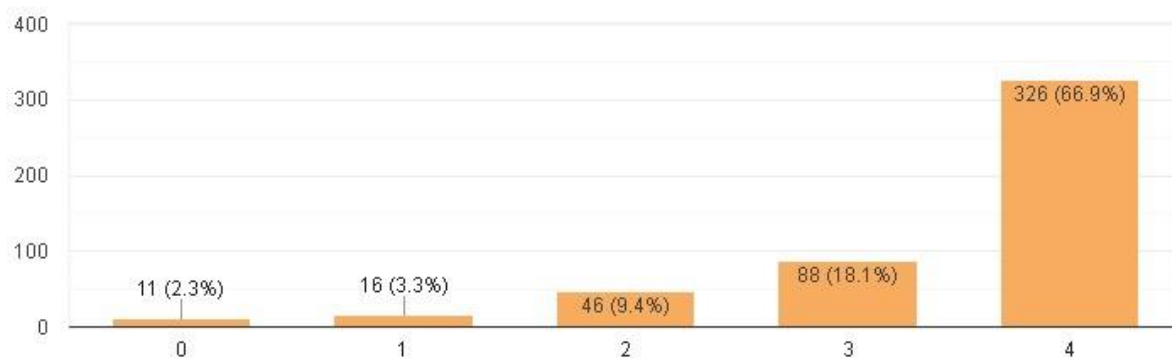
3 - Reasonably

2 - Partially

1 - Slightly

0 - Unable to

487 responses



14. Teachers are able to identify your weaknesses and help you to overcome them.

4 - Every time

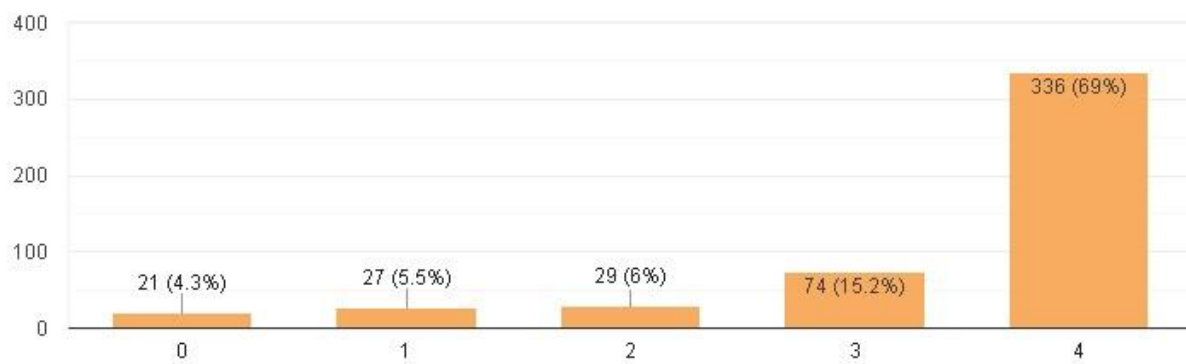
3 - Usually

2 - Occasionally/Sometimes

1 - Rarely

0 - Never

487 responses



15. The institution makes effort to engage students in the monitoring, review and continuous quality improvement of the teaching learning process.

4 – Strongly agree

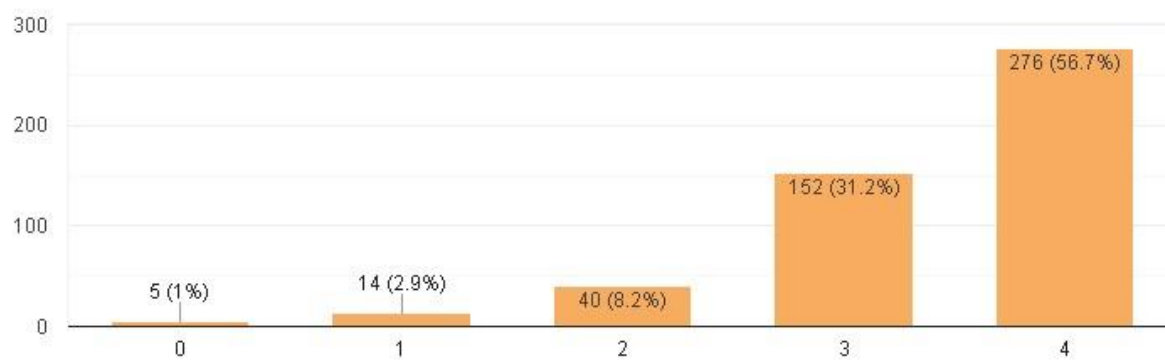
3 – Agree

2 – Neutral

1 – Disagree

0 – Strongly disagree

487 responses



16. The institute/ teachers use student centric methods, such as experiential learning, participative learning and problem solving methodologies for enhancing learning experiences.

4 – To a great extent

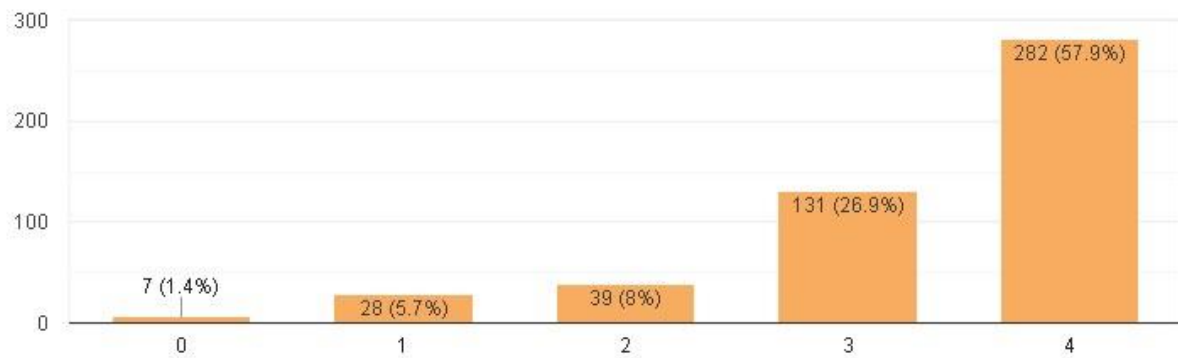
3 – Moderate

2 – Some what

1 – Very little

0 – Not at all

487 responses



17. Teachers encourage you to participate in extracurricular activities.

4 - Strongly agree

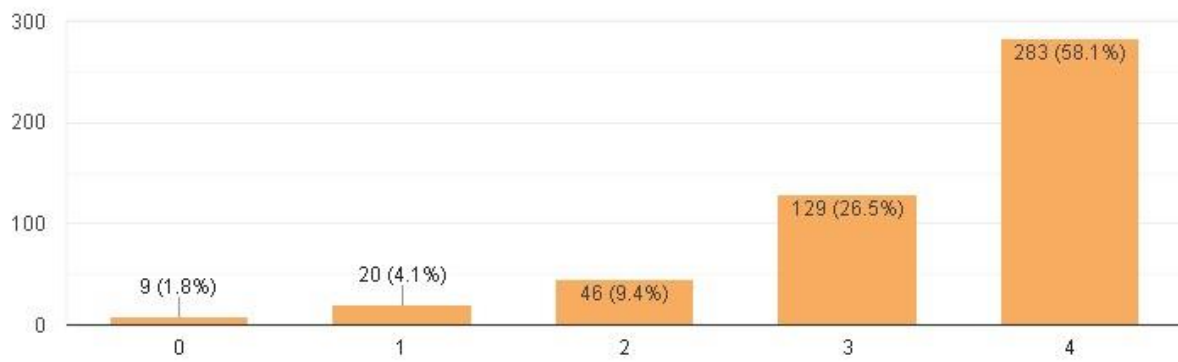
3 - Agree

2 - Neutral

1 - Disagree

0 - Strongly disagree

487 responses



18. Efforts are made by the institute/ teachers to inculcate soft skills, life skills and employability skills to make you ready for the world of work.

4 – To a great extent

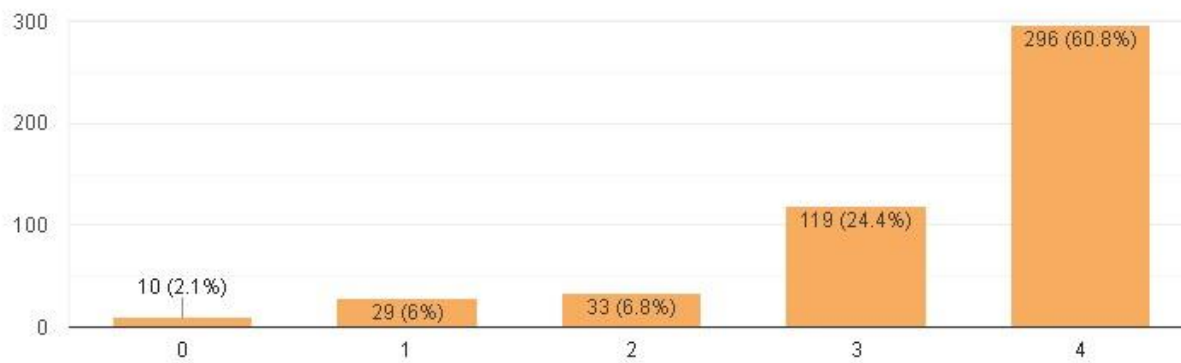
3 – Moderate

2 – Some what

1 – Very little

0 – Not at all

487 responses



19. What percentage of teachers use ICT tools such as LCD projector, Multimedia, etc. while teaching.

4 - Above 90%

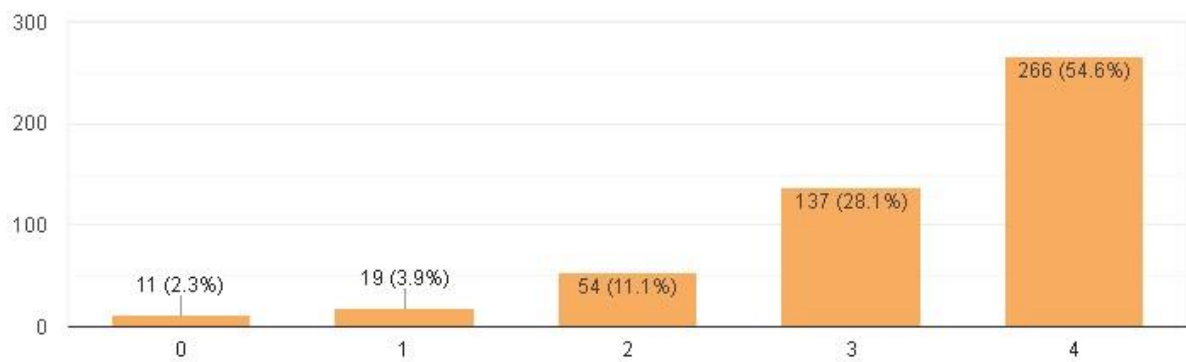
3 - 70 - 89%

2 - 50 - 69%

1 - 30 - 49%

0 - Below 29%

487 responses



20. The overall quality of teaching-learning process in your institute is very good.

4 – Strongly agree

3 – Agree

2 – Neutral

1 – Disagree

0 – Strongly disagree

487 responses

